



Synchronization: Another Perspective

Yajin Zhou (<http://yajin.org>)

Zhejiang University

Credit: <https://cs61.seas.harvard.edu/site/2018/>

Last time

- We looked at **locks**
 - Two operations: acquire and release
 - At most one thread can hold a lock at a time
 - Can use to enforce mutual exclusion and critical sections
 - Considered how to efficiently implement

Higher-level synchronization primitives

- We have looked at one synchronization primitive: **locks**
- Locks are useful for many things, but sometimes programs have different requirements.
- Examples?
 - Say we had a shared variable where we wanted any number of threads to read the variable, but only one thread to write it.
 - How would you do this with locks?

```
Reader() {  
    acquire(lock);  
    mycopy = shared_var;  
    release(lock);  
    return mycopy;  
}
```

```
Writer() {  
    acquire(lock);  
    shared_var = NEW_VALUE;  
    release(lock);  
}
```

What's wrong with this code?

Today

- Semaphores
- Condition variables
- Monitors

Semaphores

- Higher-level synchronization construct
 - Designed by Edsger Dijkstra in the 1960's
- Semaphore is a **shared counter**
- Two operations on semaphores:
 - P() or wait() or down()
 - From Dutch *proeberen*, meaning “test”
 - **Atomic action:** Wait for semaphore value to become > 0 , then **decrement** it
 - V() or signal() or up()
 - From Dutch *verhogen*, meaning “increment”
 - **Atomic action:** **Increment** semaphore value by 1.



Semaphore Example

- Semaphores can be used to implement locks:

```
Semaphore my_semaphore = 1; // Initialize to nonzero
int withdraw(account, amount) {
    wait(my_semaphore);
    balance = get_balance(account);
    balance -= amount;
    put_balance(account, balance);
    signal(my_semaphore);
    return balance;
}
```

} critical section

- A semaphore where the counter value is only 0 or 1 is called a **binary semaphore**.
 - Essentially the same as a lock.

Simple Semaphore Implementation

```
struct semaphore {  
    int val;  
    thread_list waiting; // List of threads waiting for semaphore  
}
```

```
wait(semaphore Sem): // Wait until > 0 then decrement  
    while (Sem.val <= 0) {  
        add this thread to Sem.waiting;  
        block(this thread);  
    }  
    Sem.val = Sem.val - 1;  
return;
```

```
signal(semaphore Sem): // Increment value and wake up next thread  
    Sem.val = Sem.val + 1;  
    if (Sem.waiting is nonempty) {  
        remove a thread T from Sem.waiting;  
        wakeup(T);  
    }
```

wait() and signal() must
be atomic actions!

Simple Semaphore Implementation

```
struct semaphore {  
    int val;  
    thread_list waiting; // List of threads waiting for semaphore  
}
```

```
wait(semaphore Sem): // Wait until > 0 then decrement  
    while (Sem.val <= 0) {  
        add this thread to Sem.waiting;  
        block(this thread);  
    }  
    Sem.val = Sem.val - 1;  
return;
```

Why is this a while loop, and not an if?

wait could be called by another thread while this thread is waiting

```
signal(semaphore Sem): // Increment value and wake up next thread  
    Sem.val = Sem.val + 1;  
    if (Sem.waiting is nonempty) {  
        remove a thread T from Sem.waiting;  
        wakeup(T);  
    }
```


Semaphore Implementation

- How do we ensure that the semaphore implementation is atomic?
- One option: use a lock for wait() and signal()
 - Make sure that only one wait() or signal() can be executed by any process at a time
 - Need to be careful to release lock before sleeping, acquire lock on waking up
- Another option: hardware support

Why are semaphores useful?

- A binary semaphore (counter is always 0 or 1) is basically a lock.
 - Start with semaphore value = 1
 - `acquire() = wait()`
 - `release() = signal()`
- The real value of semaphores becomes apparent when the counter can be initialized to a value other than 0 or 1.

The Producer/Consumer Problem

- Also called the Bounded Buffer problem. Mmmm... donuts



Producer



Consumer


- Producer pushes items into the buffer.
- Consumer pulls items from the buffer.
- Producer needs to wait when buffer is full.
- Consumer needs to wait when the buffer is empty.

The Producer/Consumer Problem

- Also called the Bounded Buffer problem.



Producer



Consumer

- Producer pushes items into the buffer.
- Consumer pulls items from the buffer.
- Producer needs to wait when buffer is full.
- Consumer needs to wait when the buffer is empty.

An implementation

Mmmm... donuts



Proo

```
int count = 0;
Producer() {
  int item;
  while (TRUE) {
    item = bake();
    if (count == N) sleep();
    insert_item(item);
    count = count + 1;
    if (count == 1)
      wakeup(consumer);
  }
}
```

```
Consumer() {
  int item;
  while (TRUE) {
    if (count == 0) sleep();
    item = remove_item();
    count = count - 1;
    if (count == N-1)
      wakeup(producer);
    eat(item);
  }
}
```

- What's wrong with this code?

An implementation

Mmmm... donuts



Pro

```
int count = 0;
Producer() {
  int item;
  while (TRUE) {
    item = bake();
    if (count == N) sleep();
    insert_item(item);
    count = count + 1;
    if (count == 1)
      wakeup(consumer);
  }
}
```

Access to count
not synchronized

What if we context
switch between the
test and sleep?

```
Consumer() {
  int item;
  while (TRUE) {
    if (count == 0) sleep();
    item = remove_item();
    count = count - 1;
    if (count == N-1)
      wakeup(producer);
    eat(item);
  }
}
```

- What's wrong with this code?

An implementation with semaphores

Mmmm... donuts



Prod

```
Semaphore mutex = 1;
Semaphore empty = N;
Semaphore full = 0;

Producer() {
  int item;
  while (TRUE) {
    item = bake();
    wait(empty);
    wait(mutex);
    insert_item(item);
    signal(mutex);
    signal(full);
  }
}
```

```
Consumer() {
  int item;
  while (TRUE) {
    wait(full);
    wait(mutex);
    item = remove_item();
    signal(mutex);
    signal(empty);
    eat(item);
  }
}
```

Why is it important that `wait(empty)` is before `wait(mutex)`?

Otherwise a thread could acquire mutex and wait for empty; prevent another thread acquiring mutex. DEADLOCK! (more on this next week)

Semaphore library

- There are POSIX semaphores, but they are not part of the pthreads library
- All semaphore functions are declared in `semaphore.h`
- The semaphore type is a `sem_t`.
- Initialize: `sem_init(&theSem, 0, initialVal);`
- Wait: `sem_wait(&theSem);`
- Signal: `sem_post(&theSem);`
- Get the current value of the semaphore:
`sem_getvalue(&theSem, &result);`

Issues with Semaphores

- Much of the power of semaphores derives from calls to `wait()` and `signal()` that are unmatched
 - See previous example!
 - Unlike locks, where `acquire()` and `release()` are always paired.
- This means it is a lot easier to get into trouble with semaphores.
 - Semaphores are a lot of rope to tie yourself in knots with...

Condition Variables

- A **condition variable** represents some condition that a thread can:
 - **Wait on**, until the condition occurs; or
 - **Notify** other waiting threads that the condition has occurred
 - Very useful primitive for signaling between threads.
- Condition variable indicates an event; cannot store or retrieve a value from a CV
- Three operations on condition variables:
 - `wait()` — Block until another thread calls `signal()` or `broadcast()` on the CV
 - `signal()` — Wake up one thread waiting on the CV
 - `broadcast()` — Wake up all threads waiting on the CV
- In Pthreads, the CV type is a `pthread_cond_t`.
 - Use `pthread_cond_init()` to initialize
 - `pthread_cond_wait(&theCV, &someLock);`
 - `pthread_cond_signal(&theCV);`
 - `pthread_cond_broadcast(&theCV);`

Using Condition Variables

```
pthread_mutex_t myLock;
pthread_cond_t myCV;
int counter = 0;

/* Thread A */
pthread_mutex_lock(&myLock);

while (counter < 10) {
    pthread_cond_wait(&myCV,
                    &myLock);
}

pthread_mutex_unlock(&myLock);
```

```
/* Thread B */
pthread_mutex_lock(&myLock);

counter++;
if (counter == 10) {
    pthread_cond_signal(&myCV);
}

pthread_mutex_unlock(&myLock);
```

- In pthreads, all condition variable operations **must** be performed while a mutex is locked!!!
 - Why is the lock necessary?

Using Condition Variables

```
pthread_mutex_t myLock;
pthread_cond_t myCV;
int counter = 0;

/* Thread A */
pthread_mutex_lock(&myLock);

while (counter < 10) {
    pthread_cond_wait(&myCV,
                    &myLock);
}

pthread_mutex_unlock(&myLock);
```

```
/* Thread B */
pthread_mutex_lock(&myLock);

counter++;
if (counter == 10) {
    pthread_cond_signal(&myCV);
}

pthread_mutex_unlock(&myLock);
```

- If no lock on Thread A:
 - Might wait after another thread sets counter to 10
- If no lock on Thread B:
 - No guarantee that increment and test is atomic


Using Condition Variables

```
pthread_mutex_t myLock;  
pthread_cond_t myCV;  
int counter = 0;  
  
/* Thread A */  
pthread_mutex_lock(&myLock);  
  
while (counter < 10) {  
    pthread_cond_wait(&myCV,  
                    &myLock);  
}  
  
pthread_mutex_unlock(&myLock);
```

```
/* Thread B */  
pthread_mutex_lock(&myLock);  
  
counter++;  
if (counter == 10) {  
    pthread_cond_signal(&myCV);  
}  
  
pthread_mutex_unlock(&myLock);
```

- What happens to the lock when you call wait on the CV?

Using Condition Variables





```
pthread_mutex_t myLock;
pthread_cond_t myCV;
int counter = 0;

/* Thread A */
pthread_mutex_lock(&myLock);

while (counter < 10) {
    pthread_cond_wait(&myCV,
                    &myLock);
}

pthread_mutex_unlock(&myLock);
```



```
/* Thread B */
pthread_mutex_lock(&myLock);

counter++;
if (counter == 10) {
    pthread_cond_signal(&myCV);
}

pthread_mutex_unlock(&myLock);
```

Using Condition Variables

```
pthread_mutex_t myLock;
pthread_cond_t myCV;
int counter = 0;

/* Thread A */
pthread_mutex_lock(&myLock);

while (counter < 10) {
    pthread_cond_wait(&myCV,
                    &myLock);
}

pthread_mutex_unlock(&myLock);
```

```
/* Thread B */
pthread_mutex_lock(&myLock);

counter++;
if (counter == 10) {
    pthread_cond_signal(&myCV);
}

pthread_mutex_unlock(&myLock);
```

Using Condition Variables

```
pthread_mutex_t myLock;
pthread_cond_t myCV;
int counter = 0;

/* Thread A */
pthread_mutex_lock(&myLock);

while (counter < 10) {
    pthread_cond_wait(&myCV,
                    &myLock);
}

pthread_mutex_unlock(&myLock);
```

```
/* Thread B */
pthread_mutex_lock(&myLock);

counter++;
if (counter == 10) {
    pthread_cond_signal(&myCV);
}

pthread_mutex_unlock(&myLock);
```

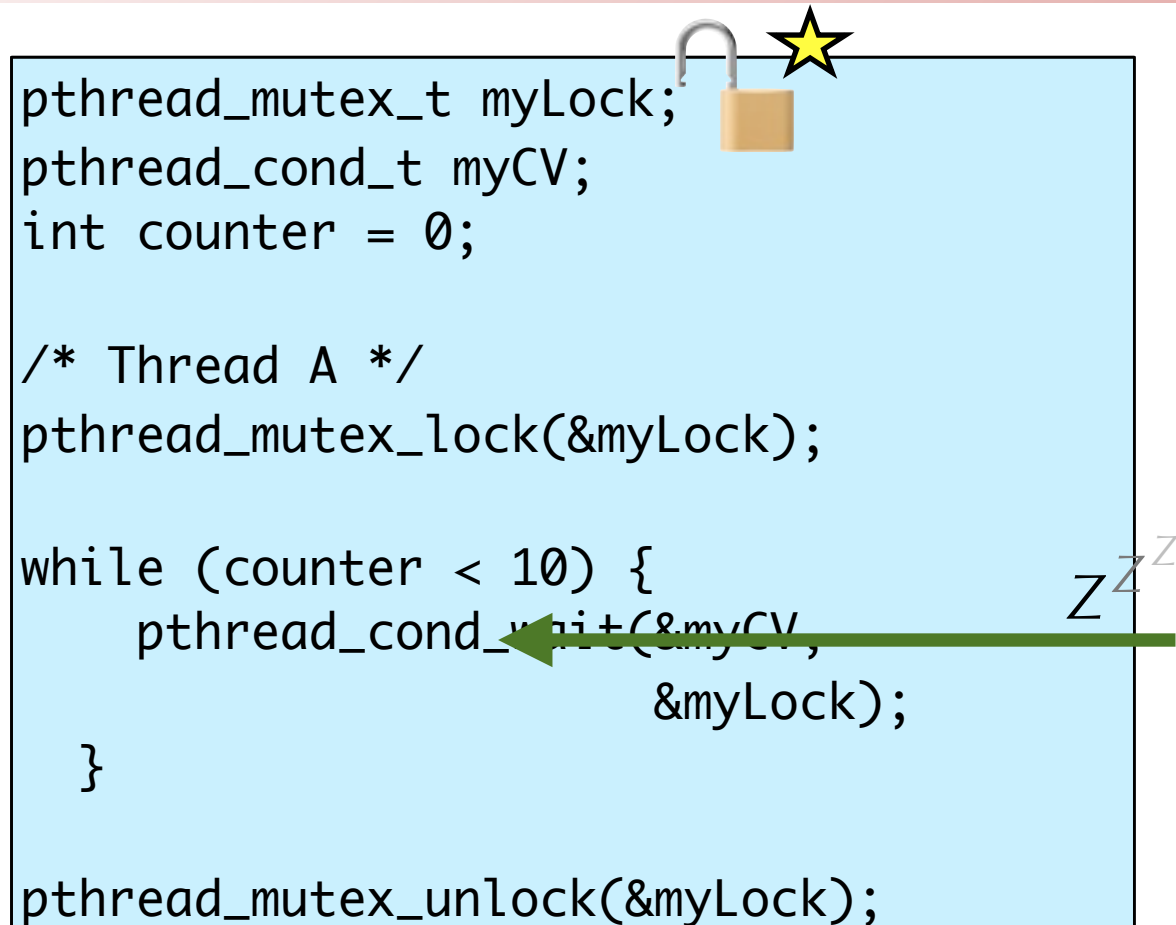
Using Condition Variables

```
pthread_mutex_t myLock;
pthread_cond_t myCV;
int counter = 0;

/* Thread A */
pthread_mutex_lock(&myLock);

while (counter < 10) {
    pthread_cond_wait(&myCV,
                    &myLock);
}

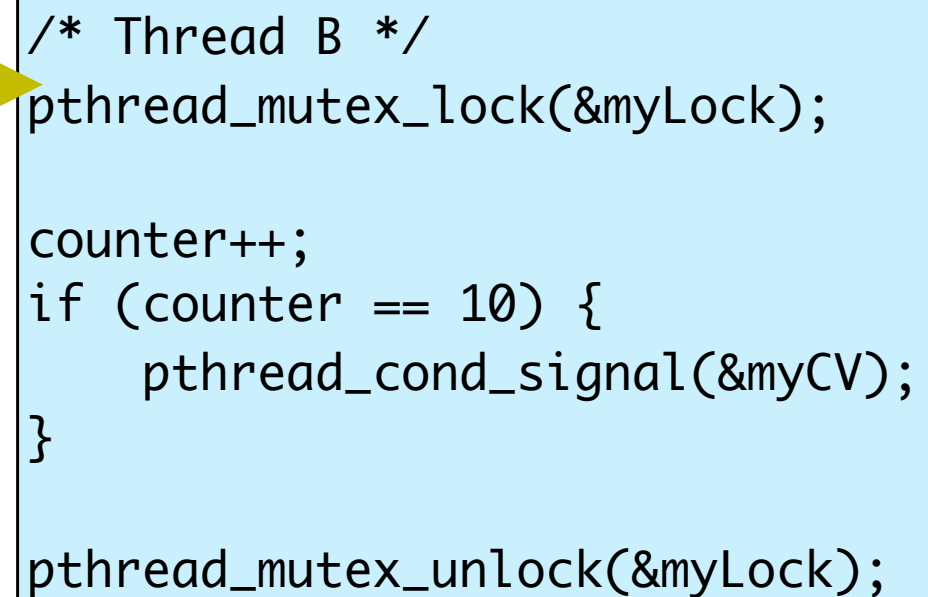
pthread_mutex_unlock(&myLock);
```



```
/* Thread B */
pthread_mutex_lock(&myLock);

counter++;
if (counter == 10) {
    pthread_cond_signal(&myCV);
}

pthread_mutex_unlock(&myLock);
```



- `wait()` released the lock while Thread A is sleeping
 - That is why pthreads requires that the `myLock` is passed in




Using Condition Variables

```
pthread_mutex_t myLock;
pthread_cond_t myCV;
int counter = 0;

/* Thread A */
pthread_mutex_lock(&myLock);

while (counter < 10) {
    pthread_cond_wait(&myCV,
                    &myLock);
}


pthread_mutex_unlock(&myLock);
```



```
/* Thread B */
pthread_mutex_lock(&myLock);

counter++;
if (counter == 10) {
    pthread_cond_signal(&myCV);
}

pthread_mutex_unlock(&myLock);
```



Using Condition Variables

```
pthread_mutex_t myLock;
pthread_cond_t myCV;
int counter = 0;

/* Thread A */
pthread_mutex_lock(&myLock);

while (counter < 10) {
    pthread_cond_wait(&myCV,
                    &myLock);
}

pthread_mutex_unlock(&myLock);
```

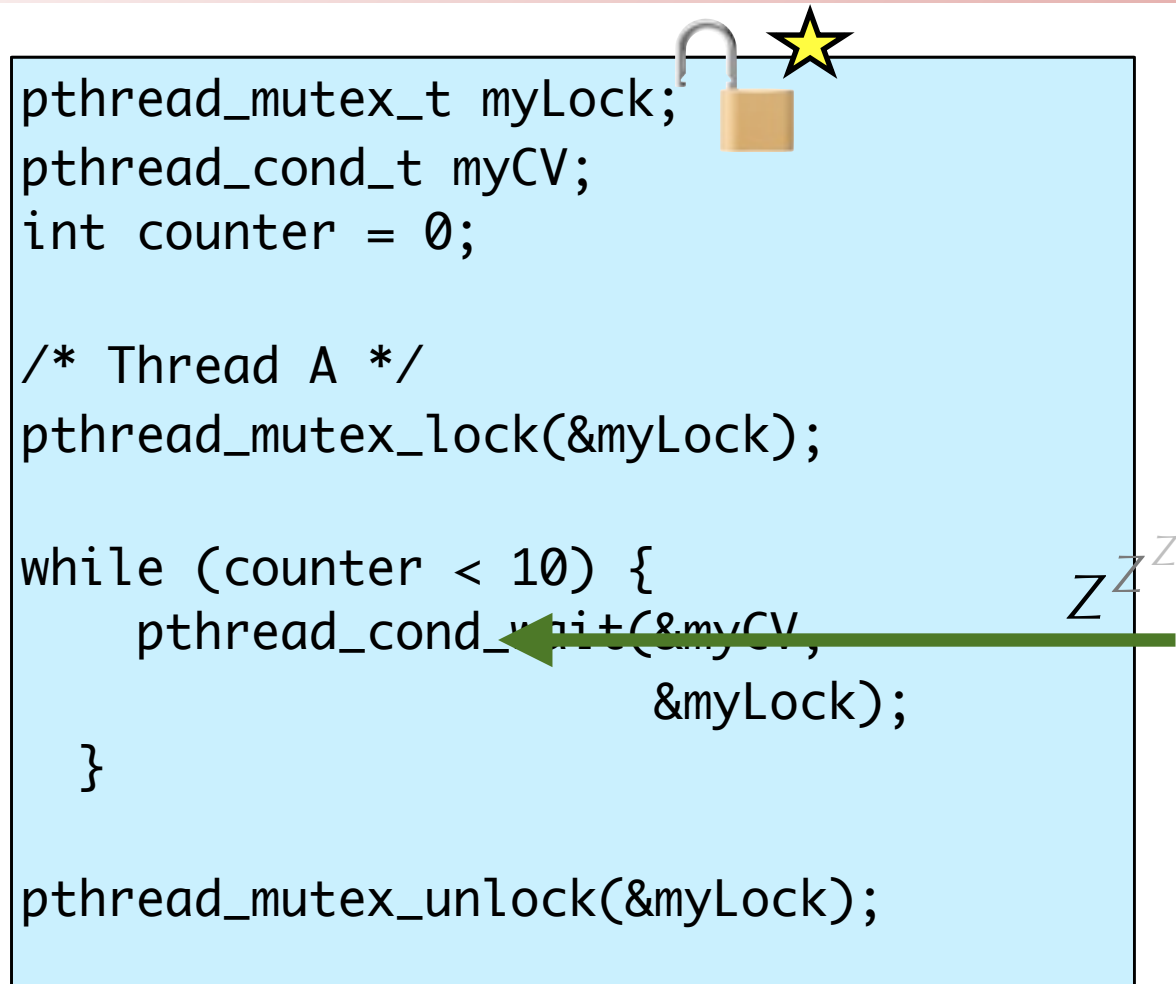
```
/* Thread B */
pthread_mutex_lock(&myLock);

counter++;
if (counter == 10) {
    pthread_cond_signal(&myCV);
}

pthread_mutex_unlock(&myLock);
```

- `signal()` wakes up Thread A, but Thread A cannot proceed. Why?
 - Thread A requires lock to continue. Lock is still held by Thread B

Using Condition Variables

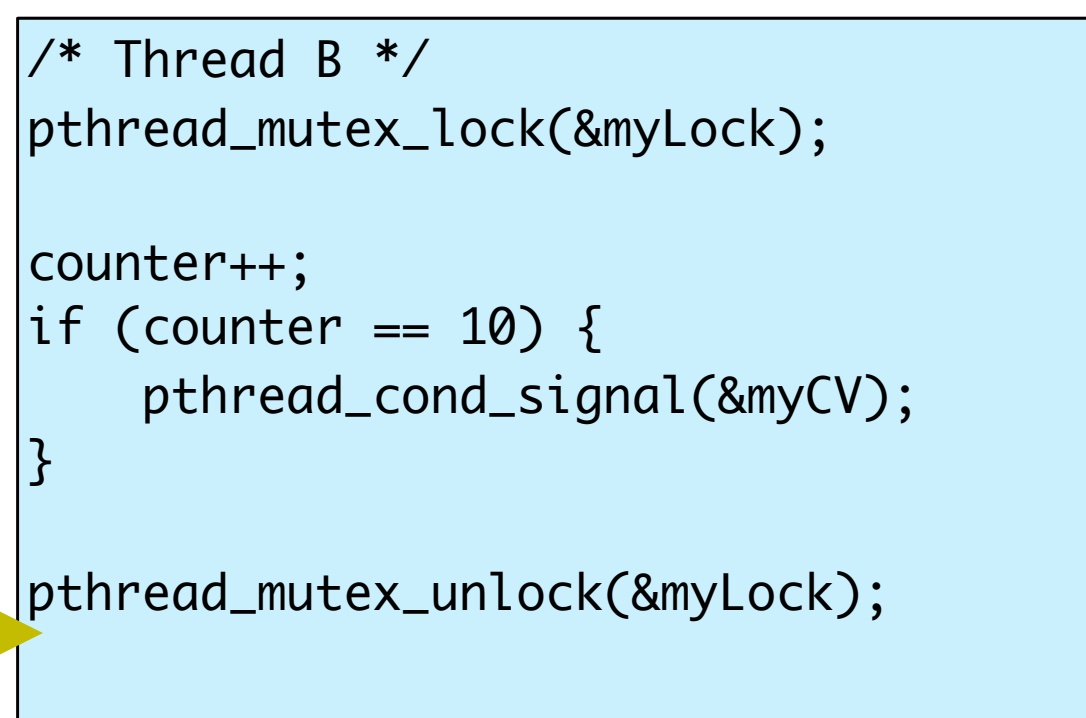


```
pthread_mutex_t myLock;
pthread_cond_t myCV;
int counter = 0;

/* Thread A */
pthread_mutex_lock(&myLock);

while (counter < 10) {
    pthread_cond_wait(&myCV,
                    &myLock);
}

pthread_mutex_unlock(&myLock);
```



```
/* Thread B */
pthread_mutex_lock(&myLock);

counter++;
if (counter == 10) {
    pthread_cond_signal(&myCV);
}

pthread_mutex_unlock(&myLock);
```

- `signal()` wakes up Thread A, but Thread A cannot proceed. Why?
 - Thread A requires lock to continue. Lock is still held by Thread B

Using Condition Variables

```
pthread_mutex_t myLock;
pthread_cond_t myCV;
int counter = 0;

/* Thread A */
pthread_mutex_lock(&myLock);

while (counter < 10) {
    pthread_cond_wait(&myCV,
                    &myLock);
}

pthread_mutex_unlock(&myLock);
```

```
/* Thread B */
pthread_mutex_lock(&myLock);

counter++;
if (counter == 10) {
    pthread_cond_signal(&myCV);
}

pthread_mutex_unlock(&myLock);
```

- Once Thread B releases lock, Thread A can acquire it and continue running

Using Condition Variables

```
pthread_mutex_t myLock;
pthread_cond_t myCV;
int counter = 0;

/* Thread A */
pthread_mutex_lock(&myLock);

while (counter < 10) {
    pthread_cond_wait(&myCV,
                    &myLock);
}


pthread_mutex_unlock(&myLock);
```




```
/* Thread B */
pthread_mutex_lock(&myLock);

counter++;
if (counter == 10) {
    pthread_cond_signal(&myCV);
}

pthread_mutex_unlock(&myLock);
```



Using Condition Variables



```
pthread_mutex_t myLock;
pthread_cond_t myCV;
int counter = 0;

/* Thread A */
pthread_mutex_lock(&myLock);


while (counter < 10) {
    pthread_cond_wait(&myCV,
                    &myLock);
}

pthread_mutex_unlock(&myLock);
```

```
/* Thread B */
pthread_mutex_lock(&myLock);

counter++;
if (counter == 10) {
    pthread_cond_signal(&myCV);
}

pthread_mutex_unlock(&myLock);
```



- Key ideas

- `wait()` on a CV releases the lock
- `signal()` on a CV wakes up a thread waiting on the CV
- The thread that wakes up has to re-acquire the lock before `wait()` returns

Bounded buffer using CVs

Mmmm... donuts



```
int theArray[ARRAY_SIZE], size;
pthread_mutex_t theLock;
pthread_cond_t theCV;

/* Initialize */
pthread_mutex_init(&theLock, NULL);
pthread_condvar_init(&theCV, NULL);

void put(int val) {
    pthread_mutex_lock(&theLock);
    while (size == ARRAY_SIZE) {
        pthread_cond_wait(&theCV,
            &theLock);
    }
    addItemToArray(val);
    size++;
    if (size == 1) {
        pthread_cond_signal(&theCV);
    }
    pthread_mutex_unlock(&theLock);
}
```



**What's wrong
with this code?**

```
int get() {
    int item;
    pthread_mutex_lock(&theLock);
    while (size == 0) {
        pthread_cond_wait(&theCV,
            &theLock);
    }
    item = getItemFromArray();
    size--;
    if (size == ARRAY_SIZE-1) {
        pthread_cond_signal(&theCV);
    }
    pthread_mutex_unlock(&theLock);
    return item;
}
```


Bounded buffer using CVs

Assumes only a single thread calling put() or get() at a time!
If two threads call get(), then two threads call put(), only one will be woken up!!

```
int theArray[ARRAY_SIZE], size;
pthread_mutex_t theLock;
pthread_cond_t theCV;

/* Initialize */
pthread_mutex_init(&theLock, NULL);
pthread_condvar_init(&theCV, NULL);

void put(int val) {
    pthread_mutex_lock(&theLock);
    while (size == ARRAY_SIZE) {
        pthread_cond_wait(&theCV,
                        &theLock);
    }
    addItemToArray(val);
    size++;
    if (size == 1) {
        pthread_cond_signal(&theCV);
    }
    pthread_mutex_unlock(&theLock);
}
```

size = 0
T0 GET AND WAIT
T1 GET AND WAIT
T2 put, size = 1, wakeup T0
T3 put, size = 2
T0 hold lock, get item,
size = 1, release lock

```
int get() {
    int item;
    pthread_mutex_lock(&theLock);
    while (size == 0) {
        pthread_cond_wait(&theCV,
                        &theLock);
    }
    item = getItemFromArray();
    size--;
    if (size == ARRAY_SIZE-1) {
        pthread_cond_signal(&theCV);
    }
    pthread_mutex_unlock(&theLock);
    return item;
}
```

Bounded buffer using CVs



```
int theArray[ARRAY_SIZE], size;
pthread_mutex_t theLock;
pthread_cond_t theCV;

/* Initialize */
pthread_mutex_init(&theLock, NULL);
pthread_condvar_init(&theCV, NULL);


void put(int val) {
    pthread_mutex_lock(&theLock);
    while (size == ARRAY_SIZE) {
        pthread_cond_wait(&theCV,
                        &theLock);
    }
    addItemToArray(val);
    size++;

    pthread_cond_signal(&theCV);

    pthread_mutex_unlock(&theLock);
}
```

One fix: **always signal**

Less efficient but OK.



```
int get() {
    int item;
    pthread_mutex_lock(&theLock);
    while (size == 0) {
        pthread_cond_wait(&theCV,
                        &theLock);
    }
    item = getItemFromArray();
    size--;


    pthread_cond_signal(&theCV);

    pthread_mutex_unlock(&theLock);
    return item;
}
```

Bounded buffer using CVs

Another fix: **use broadcast()**


Wakes up all threads when the condition changes. Note: Only one thread will grab the lock when it wakes up. The others wake up and immediately wait to acquire the lock again.



```
int theArray[ARRAY_SIZE], size;
pthread_mutex_t theLock;
pthread_cond_t theCV;

/* Initialize */
pthread_mutex_init(&theLock, NULL);
pthread_condvar_init(&theCV, NULL);

void put(int val) {
    pthread_mutex_lock(&theLock);
    while (size == ARRAY_SIZE) {
        pthread_cond_wait(&theCV,
                        &theLock);
    }
    addItemToArray(val);
    size++;
    if (size == 1) {
        pthread_cond_broadcast(&theCV);
    }
    pthread_mutex_unlock(&theLock);
}
```



```
int get() {
    int item;
    pthread_mutex_lock(&theLock);
    while (size == 0) {
        pthread_cond_wait(&theCV,
                        &theLock);
    }
    item = getItemFromArray();
    size--;
    if (size == ARRAY_SIZE-1) {
        pthread_cond_broadcast(&theCV);
    }
    pthread_mutex_unlock(&theLock);
    return item;
}
```

Monitors

- A monitor uses this style of locks and condition variables to protect resources and coordinate threads
- A **monitor** is an object containing variables, condition variables, and methods
- At most one thread can be active in a monitor at a time

```
monitor M {
    int size, theArray[ARRAY_SIZE];
    ConditionVariable emptyFull;
    void put(int x) {
        if (size == ARRAY_SIZE) wait(emptyFull);
        theArray[size] = x;
        size++;
        if (size == 1) broadcast(emptyFull);
    }
    int get() {
        if (size == 0) wait(emptyFull);
        size--;
        if (size == ARRAY_SIZE-1) broadcast(emptyFull);
        return theArray[size];
    }
}
```

The Big Picture

- Getting synchronization right is hard!
 - Even your TFs and faculty have been known to get it wrong.
 - Testing isn't enough.
 - Need to assume worst case: all interleavings are possible
- We need to synchronize for correctness
 - Unsynchronized code can cause incorrect behavior
 - But too much synchronization means threads spend a lot of time waiting, not performing productive work.

The Big Picture

- How to choose between locks, semaphores, condition variables, monitors?
- Locks are very simple and suitable for many cases.
 - Issues: Maybe not the most efficient solution
 - For example, can't allow multiple readers but one writer inside a standard lock.
- Condition variables allow threads to sleep while holding a lock
 - Just be sure you understand whether they use Mesa or Hoare semantics!
- Semaphores provide pretty general functionality
 - But also make it really easy to botch things up.
- Monitors are a “pattern” for using locks and condition variables that is often very useful.